



## BUDGET BRIEFS

Vol 14/Issue 1

# Saksham Anganwadi and POSHAN 2.0 Gol, 2022-23

In Financial Year (FY) 2021-22, Government of India (GoI) restructured the Integrated Child Development Services (ICDS), POSHAN (Prime Minister's Overarching Scheme for Holistic Nourishment) Abhiyaan, the Scheme for Adolescent Girls, and the National Creche Scheme into **Saksham Anganwadi and POSHAN 2.0** to converge nutrition-related initiatives and strengthen outcomes.

Against the backdrop of the COVID-19 pandemic, this brief uses government data to analyse:

- Required funds, allocations, and releases;
- Changes in coverage and service delivery; and
- Malnutrition status.

#### Cost share and implementation:

For the Supplementary Nutrition Programme (SNP), funds are shared equally between GoI and state governments. For other components, funds are shared in a 60:40 ratio, except for salaries which are shared in a 25:75 ratio. For states in the North Eastern Region (NER) and Himalayan states, the ratio is 90:10.

### HIGHLIGHTS

**₹ 25,172 cr**

GoI allocations for Ministry of Women and Child Development (MWCD) in FY 2022-23

**₹ 20,263 cr**

GoI allocations for Saksham Anganwadi and POSHAN 2.0 in FY 2022-23

### SUMMARY & ANALYSIS

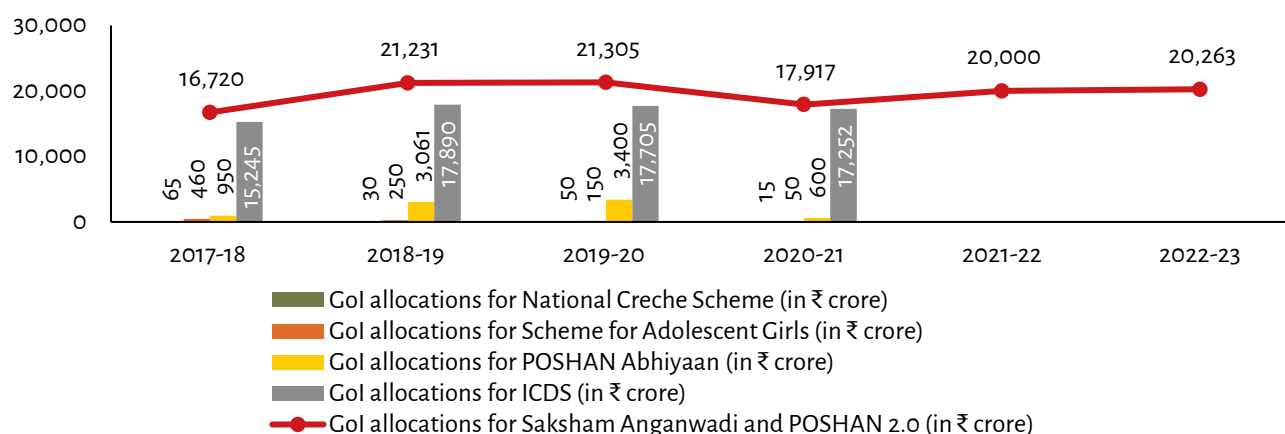
- For FY 2022-23 Budget Estimates (BEs), allocations for Saksham Anganwadi and POSHAN 2.0 stood at ₹20,263 crore. This is 1 per cent higher than FY 2021-22 Revised Estimates (REs), which stood at ₹20,000 crore.
- Approved budgets for Supplementary Nutrition Programme (SNP), the largest component of ICDS remain below requirements. In FY 2021-22, at full coverage, required budgets were estimated at ₹42,033 crore. Total approved budgets, however, stood at ₹17,392 crore or 41 per cent of the required costs. Per person SNP costs have not increased since 2017. Accounting for inflation, an additional ₹8,381 crore would be needed.
- Releases and expenditures for POSHAN Abhiyaan have been low. Since the inception of the scheme, ₹5,313 crore had been released by GoI till FY 2020-21, accounting for 53 per cent of the total allocations.
- The number of SNP and Pre-School Education (PSE) beneficiaries has been declining since 2016. Between March 2016 and March 2021, beneficiaries receiving SNP fell by 19 per cent from 1,021 lakh to 832 lakh.
- Many states showed slow progress on reducing malnutrition. Between the fourth and fifth round of the National Family Health Survey, stunting among children under five years of age increased in 13 states and Union Territories (UTs). Similarly, wasting increased in 12 states and UTs.

- In Financial Year (FY) 2021-22, the Government of India (GoI) restructured the Integrated Child Development Services (ICDS) and POSHAN (Prime Minister's Overarching Scheme for Holistic Nourishment) Abhiyaan into Saksham Anganwadi and POSHAN 2.0. The stated objective of this restructuring was to converge the nutrition-related initiatives of the Ministry of Women and Child Development (MWCD) and strengthen convergence with other concerned ministries like Health and Family Welfare, AYUSH (Ayurveda, Unani, Siddha, and Homeopathy), Rural Development, Panchayati Raj, and Environment and Forests. This has been proposed to improve and holistically strengthen nutritional security and outcomes.
- The restructured scheme consists of the following sub-schemes:
  - ICDS;
  - POSHAN Abhiyaan;
  - Scheme for Adolescent Girls (SAG); and
  - National Creche Scheme.
- As per an Right to Information (RTI) response dated 14 December 2021, the guidelines of the restructured scheme are still being worked out and Saksham Anganwadi and POSHAN 2.0 is not yet approved. In the interim, the existing schemes are functioning as before. This brief focuses on two sub-schemes namely ICDS and POSHAN Abhiyaan. In addition, supplementary nutrition under SAG is also analysed briefly.

## ALLOCATIONS

- For FY 2022-23 Budget Estimates (BEs), GoI allocated ₹25,172 crore to MWCD — a 9 per cent increase from the previous year's Revised Estimates (REs). The COVID-19 pandemic resulted in a decrease in expenditures across ministries. In FY 2021-22, REs were 5 per cent lower than the BEs and stood at ₹23,200 crore. Provisional expenditures were even lower. In FY 2021-22, till December or three quarters of the financial year, ₹13,349 crore or 58 per cent of the year's REs had been spent.
- Saksham Anganwadi and POSHAN 2.0 is the largest scheme of the Ministry. In FY 2022-23 BEs, ₹20,263 crore was allocated to the scheme. This was 1 per cent higher than the previous year's REs, which stood at ₹20,000 crore. However, allocations remain 17 per cent lower than the sum of the sub-schemes two years ago. For instance, in FY 2020-21 BEs, combined allocations for the sub-schemes stood at ₹24,557 crore – ₹4,294 crore more than allocations for Saksham Angwandi and POSHAN 2.0 in FY 2022-23.

### 1% INCREASE IN ALLOCATIONS FOR SAKSHAM ANGANWADI AND POSHAN 2.0 IN 2022-23



**Source:** Union Expenditure Budget, Volume 2, MWCD, FY 2018-19 to FY 2022-23. Available online at: <https://www.indiabudget.gov.in>. Last accessed on 1 February 2022.

**Note:** Figures are in crores of Rupees and are Revised Estimates (REs), except for FY 2022-23 which are Budget Estimates (BEs).

- Unfortunately, scheme-wise allocations for FY 2021-22 BEs are not available as per an RTI response from MWCD dated 14 December 2021.
- However, a look at past trends shows a decrease in allocations for most sub-schemes. For instance, in FY 2019-20 REs, Gol allocations for ICDS stood at ₹17,705 crore. This decreased by 3 per cent in FY 2020-21 to ₹17,252 crore. Similarly, allocations for POSHAN Abhiyaan decreased by 82 per cent from ₹3,400 crore to ₹600 crore during the same time period.

### Projected Demand

- Even prior to the expenditure reduction due to the pandemic, actual budgetary allocations to MWCD had failed to keep up with the Ministry's projected demand. In FY 2019-20, MWCD had projected ₹39,722 crore for all schemes. REs, however, were ₹13,537 crore less or 66 per cent of the projected demand. The difference between projected demand and actual allocations marginally increased in FY 2020-21. While the Ministry requested ₹33,720 crore, there was a shortfall of ₹12,712 crore or 62 per cent of the projected demand was allocated.
- There were some improvements in FY 2021-22. While the Ministry's projected demand stood at ₹32,920 crore, ₹23,200 crore was allocated which was 70 per cent of the projected demand. The trend has been similar for the scheme. In FY 2021-22, for Saksham Anganwadi and POSHAN 2.0, while the Ministry requested ₹24,557 crore, allocations were ₹4,557 crore less or 81 per cent of the projected demand.

## ICDS

- Launched in 1975, ICDS is Gol's flagship programme aimed at providing basic education, health, and nutrition services for early childhood development.
- The specific objectives of the scheme are to:
  - Improve the nutritional and health status of children in the age group of 0-6 years.
  - Lay the foundation for proper psychological, physical, and social development of children.
  - Reduce the incidence of mortality, morbidity, malnutrition, and school dropout.
  - Achieve effective coordination of policy and implementation among various departments; and
  - Enhance the capability of the mother to look after the normal health and nutritional needs of the child by imparting proper nutrition and health education.
- Convergence across ministries is viewed as critical and is built in with Anganwadi Centres (AWCs) as the main platform for all services provided.

## TRENDS IN COMPONENT-WISE RELEASES

### Annual Programme Implementation Plans (APIPs)

- Approved budgets under ICDS are based on state-wise plans known as Annual Programme Implementation Plans (APIPs). These APIPs are to be prepared following a decentralised planning process. The plans are then submitted to Gol for approval. The ICDS budget consists of two main components: a) Supplementary Nutrition Programme (SNP); and b) ICDS-General (ICDS-G).
  - **SNP:** Under SNP, Hot Cooked Meals (HCM) are provided to children aged three to six years for 300 days based on their malnutrition levels, and Take Home Ration (THR) are provided to children aged six months to three years, pregnant women, and lactating mothers through ICDS. In addition, SNP is also provided for adolescent girls under the sub-scheme SAG.

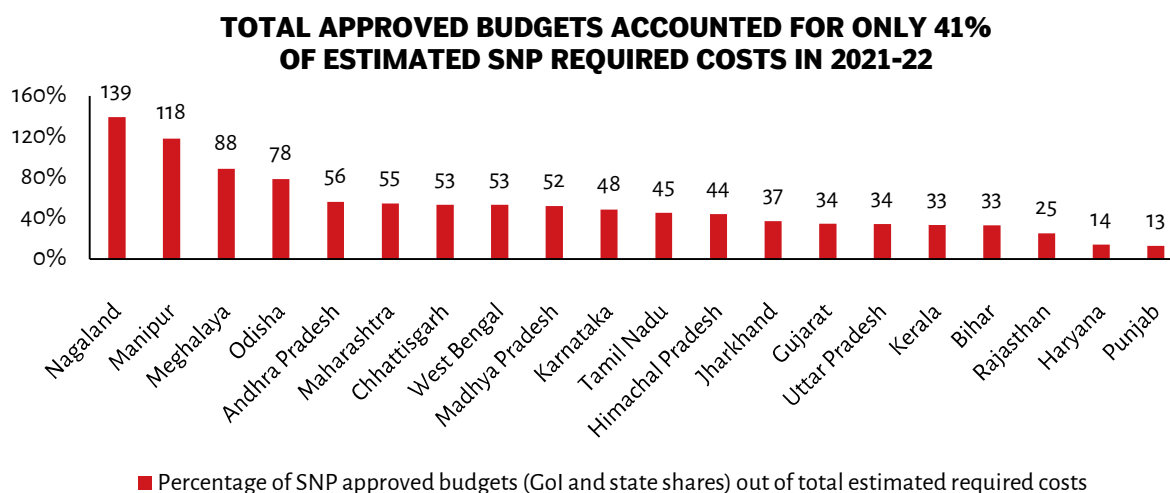
- o **ICDS-G:** Anganwadi Workers (AWWs) and Anganwadi Helpers (AWHs) are local women volunteers responsible for the implementation of the programme. Expenditure on the ICDS-G component includes salary for mid-level managers, officials, and other staff, honoraria for AWWs and AWHs, rent in case the AWC is running in the AWW's/AWH's house or other rented buildings, expenses on medical and PSE kits for three to six year old children, uniforms, administrative costs, transport costs, etc.

### Supplementary Nutrition under ICDS and SAG

- SNP is the largest share of the ICDS budget. In FY 2021-22, total Gol approvals for SNP stood at ₹9,164 crore, or 47 per cent of the total Gol approved budget for ICDS. For SAG, they were ₹99 crore.
- There are significant gaps between the estimated cost for supplying SNP and actual allocations. There are two ways to measure these gaps. First, by estimating the required cost to deliver SNP at 100 per cent coverage using updated population figures and comparing them to actual allocations. Second, by studying what SNP budgets would look like if they accounted for changes in per person cost due to inflation. Findings from both have been shown below.

### Funds Required at Full Coverage and Allocations for SNP

- Estimated required funds at 'full coverage' i.e. 100 per cent of the estimated target population were arrived at by multiplying the estimated target population by the Gol defined unit cost. The size of the target population in 2021 for each intervention has been estimated by using the natural growth rate to update population figures year-on-year, state-wise. Birth rates have been used from Sample Registration System (SRS) data from 2019 to estimate the number of pregnant women, who are part of the target population.
- Information on state shares of approved budgets were unavailable at the time of writing. Thus, for each state, the total approved budget for SNP has been estimated assuming that the state contributed its entire share as well. These estimated figures have been considered as a proportion of the required costs. This method, however, does not account for states adding extra funds over and above their share. Further, it does not include states extending SNP services, such as Karnataka providing HCM to pregnant and lactating mothers.
- In FY 2021-22, at full coverage, it was estimated that ₹42,033 crore was required to fund SNP. Total approved budgets (using both Gol and state shares), however, stood at ₹17,392 crore, or 41 per cent of the required costs.



**Source:** (1) Population figures from Census 2011 and updated year-on-year using annual natural growth rates from Sample Registration System Bulletins (SRS). Available online at: <http://censusindia.gov.in/>. (2) SNP unit costs, 2021-22, Gol approved budgets and state share from the FY 2021-22 APIP. Available online at: [https://icds-wcd.nic.in/icdsimg/APIP\\_2021\\_22.pdf](https://icds-wcd.nic.in/icdsimg/APIP_2021_22.pdf). Last accessed on 10 December 2021.

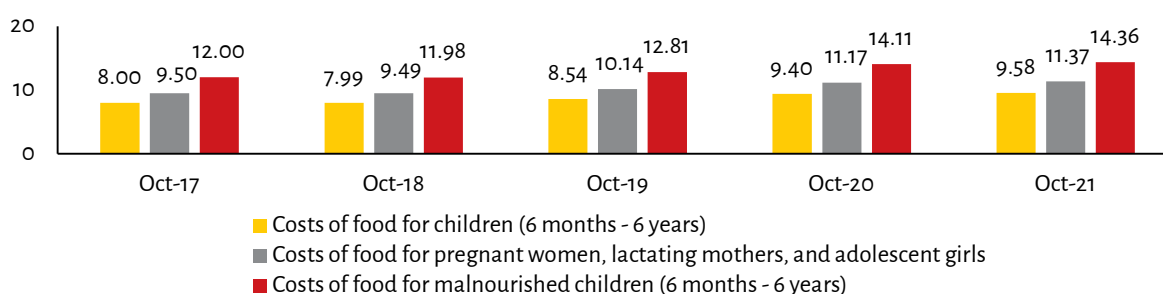
**Note:** (1) Natural Growth Rate for 2014 was unavailable, so it was estimated by averaging the Natural Growth Rate of the previous year (2013) and the subsequent year (2015). Natural Growth Rate 2021 and 2020 was unavailable and thus, 2019 figures have been used instead. (2) The number of 0-6 month old children and 6-12 month old children was obtained by dividing the number of 0-1 year old children by two.

- There were variations across states. North Eastern Region (NER) states such as Nagaland and Manipur had allocated more than the estimated requirements. In contrast, the proportion of total approved budgets were less than half the required funds in 19 states and UTs including Karnataka (48 per cent), Tamil Nadu (45 per cent), Himachal Pradesh (44 per cent), Jharkhand (37 per cent), Gujarat (34 per cent), Uttar Pradesh (34 per cent), Kerala (33 per cent), Bihar (33 per cent), Rajasthan (25 per cent), Haryana (14 per cent), and Punjab (13 per cent).

### Inflation-Adjusted Estimated Funds Required and Allocations for SNP

- In September 2017, the Cabinet Committee on Economic Affairs approved the proposal for the revision of cost norms with annual cost indexation for SNP. As per these revised norms, per day costs of SNP are ₹8 for children; ₹9.5 for pregnant women, lactating mothers, and adolescent girls; and ₹12 for severely malnourished children. No changes have been made to these norms since 2017.
- India witnessed food and beverage inflation of 20 per cent from October 2017 to October 2021. Accounting for this to index costs for SNP, the per day costs as of October 2021 would be ₹9.58 instead of ₹8 for children; ₹11.37 instead of ₹9.5 for pregnant women, lactating mothers, and adolescent girls; and ₹14.36 instead of ₹12 for severely malnourished children.

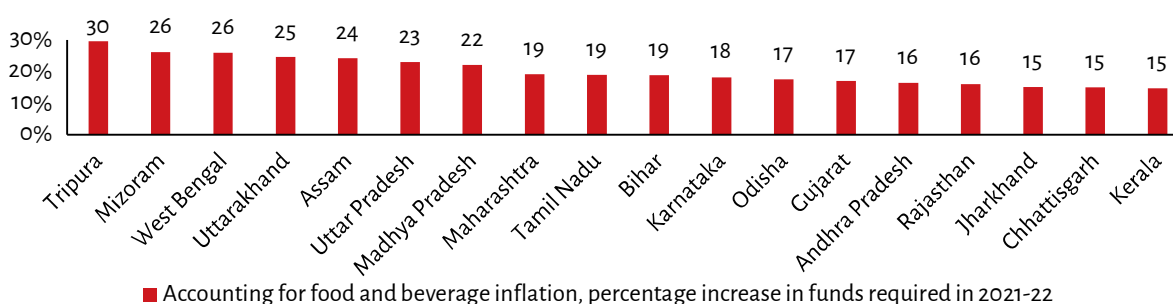
### ADJUSTING FOR INFLATION, PER DAY UNIT COSTS FOR SNP IN OCTOBER 2021 ARE 20% HIGHER COMPARED TO OCTOBER 2017



**Source:** (1) SNP unit costs, 2021-22, Gol approved budgets and state share from the FY 2021-22 APIP. Available online at: [https://icds-wcd.nic.in/icdsimg/APIP\\_2021\\_22.pdf](https://icds-wcd.nic.in/icdsimg/APIP_2021_22.pdf). (2) Food and beverage inflation from Central Statistical Office, Ministry of Statistics and Programme Implementation. Available online at: <https://www.mospi.gov.in/>. Last accessed on 10 December 2021.

- This amounts to another ₹8,381 crore required to account for inflation. Consequently, the estimated costs required to provide SNP at full coverage with inflation indexation in FY 2021-22 was ₹50,414 crore. Total approved budgets were 34 per cent of this combined required costs. The highest increases were in Uttar Pradesh (₹1,906 crore), Bihar (₹981 crore), and West Bengal (₹646 crore).

### ADJUSTING FOR INFLATION, REQUIRED BUDGETS WOULD BE ₹8,381 CRORE HIGHER IN 2021-22



**Source:** (1) Population figures from Census 2011, updated year-on-year using annual natural growth rates from Sample Registration System Bulletins (SRS). Available online at: <http://censusindia.gov.in/>. (2) SNP unit costs, 2021-22, Gol approved budgets and state share from the FY 2021-22 APIP. Available online at: [https://icds-wcd.nic.in/icdsimg/APIP\\_2021\\_22.pdf](https://icds-wcd.nic.in/icdsimg/APIP_2021_22.pdf). (3) Food and beverage inflation from Central Statistical Office, Ministry of Statistics and Programme Implementation. Available online at: <https://www.mospi.gov.in/>. Last accessed on 10 December 2021.

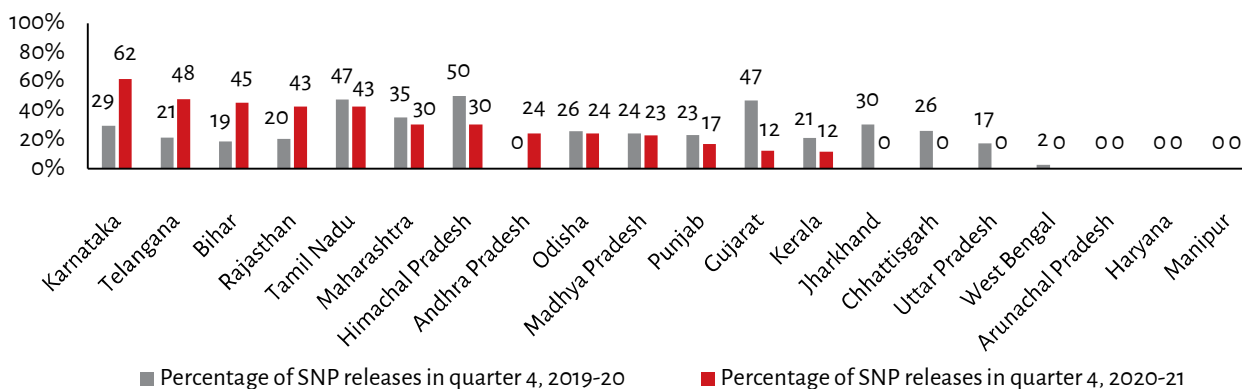
**Note:** (1) Natural Growth Rate for 2014 was unavailable, so it was estimated by averaging the Natural Growth Rate of the previous year (2013) and the subsequent year (2015). Natural Growth Rate for 2021 and 2020 was unavailable and thus, 2019 figures have been used instead. (2) The number of 0-6 month old children and 6-12 month old children was obtained by dividing the number of 0-1 year old children by two.

- In terms of the percentage increase in funds required in FY 2021-22, there were state-wide variations. The highest percentage increases were in Tripura (30 per cent), Mizoram (26 per cent), and West Bengal (26 per cent).

### SNP Releases

- Data on releases have been analysed in two ways. First, the proportion of GoI funds released by GoI out of GoI approved budgets has been examined. Second, for funds released, the timing of releases has been studied. In the absence of month-wise release figures, sanction orders have been used for GoI releases for ICDS.
- It is important to note, however, that the figures obtained from sanction orders differed from Lok Sabha Unstarred Question Number 1058, answered on 18 September 2020. For FY 2019-20, SNP releases stood at ₹8,661 crore, ₹287 crore more than the figure obtained from sanction orders.
- GoI releases have been lower than GoI approved budgets for SNP. In FY 2019-20, ₹8,374 crore were released, or 89 per cent of GoI approved budgets. This figure increased to ₹8,607 crore in FY 2020-21 and amounted to 85 per cent of GoI approved budgets for the year which stood at ₹10,106 crore. In FY 2021-22, ₹5,053 crore or 55 per cent of GoI approved budgets had been released till 10 September 2021.
- The timing of releases was calculated by using the date on GoI sanction orders for releases. In FY 2019-20, for SNP, 77 per cent funds had been released in the first two quarters of the financial year. The percentage of funds released in the first two quarters declined to 50 per cent in FY 2020-21, with the majority of funds released in the third quarter (27 per cent).
- The percentage of SNP funds released in the last quarter of the financial year differed across states. In FY 2019-20, the states receiving the highest share of SNP funds in the last quarter were Himachal Pradesh (50 per cent), Tamil Nadu (47 per cent), and Gujarat (47 per cent). Similarly, in FY 2020-21, it was Karnataka (62 per cent), Telangana (48 per cent), and Bihar (45 per cent).
- In both years, all SNP funds were released in the first three quarters of the financial year in Arunachal Pradesh, Haryana, and Manipur.

### 23% OF THE FUNDS RELEASED FOR SNP IN 2019-20 AND 2020-21 WERE RELEASED IN THE LAST QUARTER



Source: ICDS sanction orders. Available online at: <https://icds-wcd.nic.in/finance.aspx>. Last accessed on 12 December 2021.

### ICDS-G Releases

- Similar to SNP, GoI releases have been lower than GoI approved budgets for ICDS-G. In FY 2019-20, ₹7,845 crore or 82 per cent of GoI approved budgets for ICDS-G were released. This figure decreased to 68 per cent in FY 2020-21, when ₹6,690 crore were released. In FY 2021-22, ₹4,891 crore or 48 per cent of GoI approved budgets had been released till 10 September 2021.

- A comparison across components reveals that over 90 per cent funds for ICDS-G were typically released in the first three quarters of the financial year. In contrast, in both FY 2019-20 and FY 2020-21, 23 per cent funds for SNP were released in the last quarter of the financial year.

### State-wise Expenditures

- At the time of publication, updated data on ICDS expenditures were not publicly available. An RTI query was filed in November 2021 for the same, and data were unavailable.
- The latest figures available were for FY 2019-20 as per Lok Sabha Unstarred Question Number 3091, answered on 6 August 2021, and data on expenditures were only available for Gol's share of releases. In FY 2019-20, across India, ₹17,304 crore had been spent, which was more than Gol's releases for ICDS which stood at ₹16,183 crore.

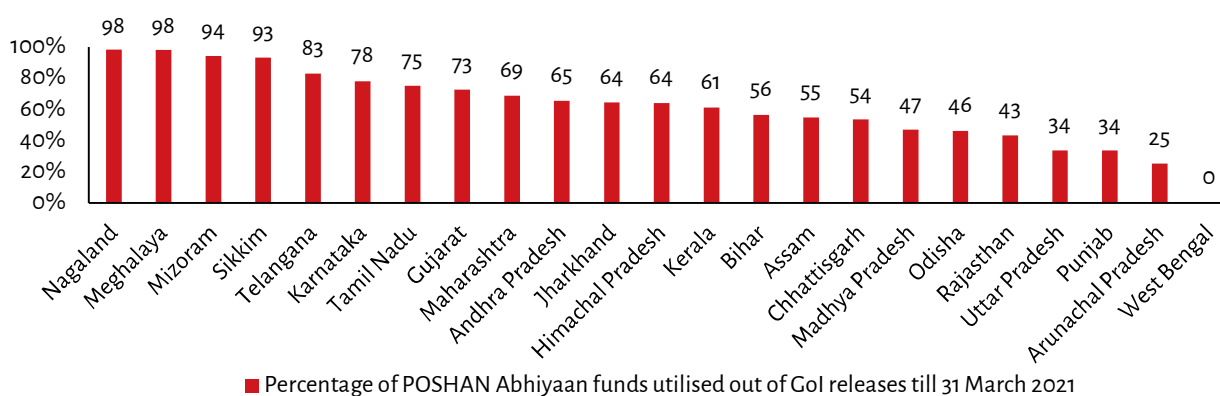
## POSHAN ABHIYAAN

- POSHAN Abhiyaan, previously known as the National Nutrition Mission (NNM), was launched on 8 March 2018 to improve nutritional outcomes in a phased manner through a holistic life cycle approach.
- The purpose of the programme is to serve as an apex body to assist a multi-ministerial convergence mission. Through this, it aims to reduce the prevalence of malnutrition among children aged under six years, adolescent girls, pregnant women, and lactating mothers within a three-year period.

### Releases and Expenditures

- Releases and expenditures under the scheme have been low. Since the inception of the scheme, ₹5,313 crore had been released by Gol, accounting for 53 per cent of the total allocations, which stood at ₹10,111 crore till FY 2020-21.
- The bulk of this amount was released in FY 2018-19 (48 per cent) followed by FY 2019-20 (35 per cent). Till 31 March 2021, ₹2,986 crore or 56 per cent of total Gol funds released had been spent.
- There were state-wise variations in spending POSHAN Abhiyaan funds. The percentage of POSHAN Abhiyaan funds utilised out of Gol releases since the inception of the scheme till 31 March 2021 was highest in Nagaland (98 per cent), Meghalaya (98 per cent), Mizoram (94 per cent), and Sikkim (93 per cent).

### 56% OF FUNDS RELEASED FOR POSHAN ABHIYAAN SPENT TILL 31 MARCH 2021



Source: Lok Sabha Unstarred Question Number 3102, answered on 6 August 2021. Available online at: <http://164.100.24.220/loksabhaquestions/annex/176/AU3102.pdf>. Last accessed on 12 December 2021.

- In contrast, less than 50 per cent had been spent in 14 states and UTs. These included Madhya Pradesh (47 per cent), Odisha (46 per cent), Rajasthan (43 per cent), Uttar Pradesh (34 per cent), Punjab (34 per cent), Arunachal Pradesh (25 per cent), and West Bengal (0 per cent).
- The Rajya Sabha Committee on Education, Women, Children, Youth, and Sports (in its 333<sup>rd</sup> report on action taken by the government) recommended that in view of the gross underutilisation of funds under schemes like POSHAN Abhiyaan, the outlook of the Ministry needs to change from outlays to outcomes. The Committee stated that the Ministry should be able to spend, execute, and give measurable outcome driven results, in the upcoming year.

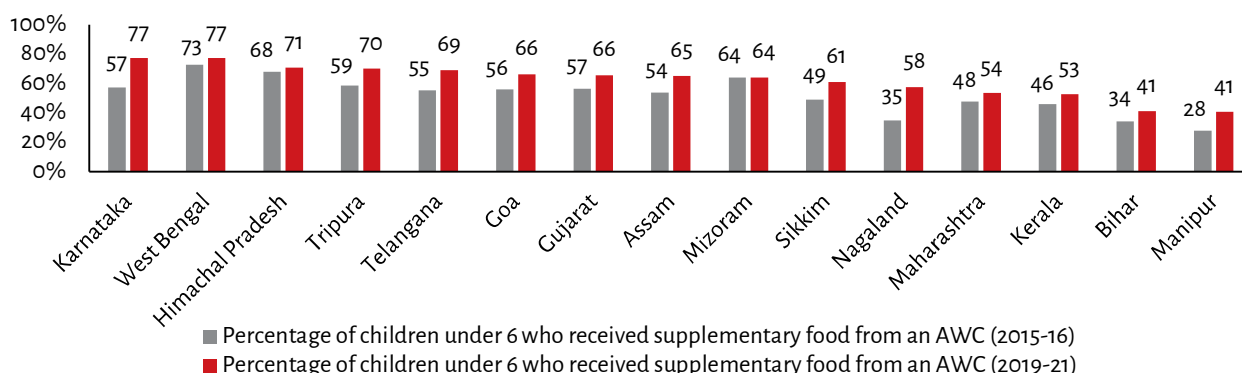
### Poshan Tracker

- The tracker seeks to enable real-time monitoring by providing a 360-degree view of the activities of the AWC, service deliveries of AWWs, and complete beneficiary management for pregnant women, lactating mothers and children. As on 30 November 2021, Poshan Tracker had already been implemented in 27 states and 6 UTs. As per an RTI response by MWCD on 4 January 2022, approximately 12.3 lakh AWWs are using it. Trainings, however, were lower with approximately 8.3 lakh AWWs having been trained on the tracker.
- As per the 333<sup>rd</sup> report on action taken by the government by the Rajya Sabha Committee on Education, Women, Children, Youth, and Sports, ₹1,053 crore was spent on ICDS-CAS and Poshan Tracker. Of that amount, ₹600 crore (57 per cent) was spent on procurement of smartphones, followed by ₹204 crore (19 per cent) on smartphone recharge and maintenance, ₹181 crore (17 per cent) on incentive to AWWs and AWHs for using smartphones, and ₹69 crore (7 per cent) on training.
- The report noted that issues in procurement of smartphones and growth monitoring devices from the Government e-Marketplace Portal was the major reason for low utilisation under POSHAN Abhiyaan as most states and UTs reported to have issues with the tender process. Low procurement had simultaneously affected various other activities like phone recharge and maintenance, technological capacity building and training, and providing incentives to AWWs and AWHs for data coverage, thereby further lowering the fund utilisation.

## COVERAGE

- Data on service provision are available for 17 states from the fifth round of the National Family Health Survey (NFHS-5) in 2019-21. A comparison with the fourth round (NFHS-4 from 2015-16), however, indicates improvements in coverage. For each state (except Mizoram) for which data were available, the percentage of children under six years of age receiving supplementary nutrition from an AWC increased between the two rounds.

### OVER 70% CHILDREN UNDER SIX HAD RECEIVED SUPPLEMENTARY NUTRITION FROM AN AWC IN 5 OUT OF 17 STATES IN 2019-21

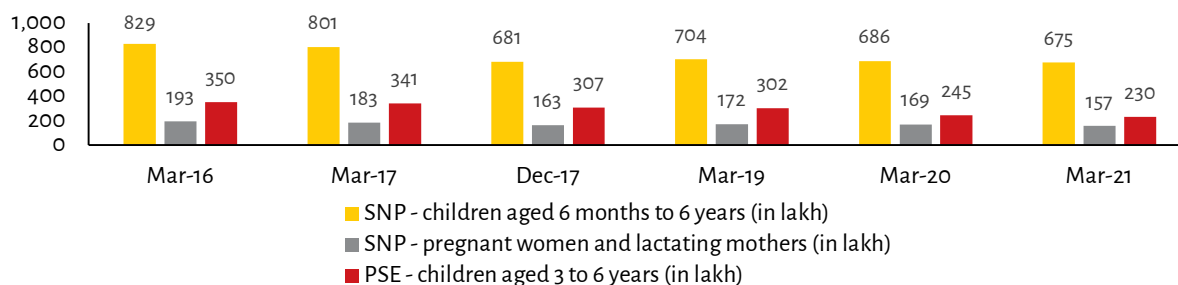


Source: (1) NFHS-4 report. Available online at: <http://rchiips.org/nfhs/NFHS-4Reports/India.pdf>. (2) NFHS-5 state reports. Available online at: [http://rchiips.org/nfhs/factsheet\\_NFHS-5.shtml](http://rchiips.org/nfhs/factsheet_NFHS-5.shtml). Last accessed on 25 December 2021.



- The highest increases were in Nagaland (23 percentage points), Karnataka (20 percentage points), and Telangana (14 percentage points).
- However, as per the ICDS Management Information System, the number of eligible people availing SNP services has been decreasing over the years. Between March 2016 and March 2021, beneficiaries receiving SNP fell by 19 per cent, from 1,021 lakh to 832 lakh. During the same period, the number of children aged three to six years receiving PSE declined by 34 per cent, from 350 lakh to 230 lakh.


### THE NUMBER OF SNP AND PSE BENEFICIARIES HAS BEEN DECLINING SINCE 2016



**Source:** (1) Beneficiaries in March 2015 to December 2017 from Lok Sabha Unstarred Question Number 2440, answered on 9 March 2018. Available online at: <http://164.100.24.220/loksabhaquestions/annex/14/AU2440.pdf>. (2) Beneficiaries in March 2019 from RTI response by MWCD, dated 14 June 2019. (3) Beneficiaries in March 2020 from Lok Sabha Unstarred Question Number 2204, answered on 23 September 2020. Available online at: <http://164.100.24.220/loksabhaquestions/annex/174/AU2204.pdf>. (4) Beneficiaries in March 2021 Lok Sabha Unstarred Question Number 3068, answered on 6 August 2021. Available online at: <http://164.100.24.220/loksabhaquestions/annex/176/AU3068.pdf>. Last accessed on 12 December 2021.

- The COVID-19 pandemic and the consequent closure of AWCs impacted PSE beneficiaries more than SNP beneficiaries who were still provided THR services in several states. Between March 2020 and June 2020, the number of SNP beneficiaries fell marginally by 3 per cent. The number of PSE beneficiaries, however, declined by 34 per cent.
- Following the lockdown in 2020, there has been an increase in people availing both services. As of March 2021, the number of beneficiaries had nearly reached the same levels as March 2020. In March 2021, however, Andhra Pradesh, Telangana, Goa, Manipur, West Bengal, and Jammu and Kashmir reported no PSE beneficiaries.
- A state-wise comparison of March 2020 (prior to the pandemic) and March 2021 found that states with the most decline in the number of SNP beneficiaries were Jharkhand (56 per cent), Uttar Pradesh (43 per cent), and Madhya Pradesh (6 per cent).

### SNP BENEFICIARIES INCREASED IN 26 STATES AND UTs BETWEEN MARCH 2020 AND MARCH 2021



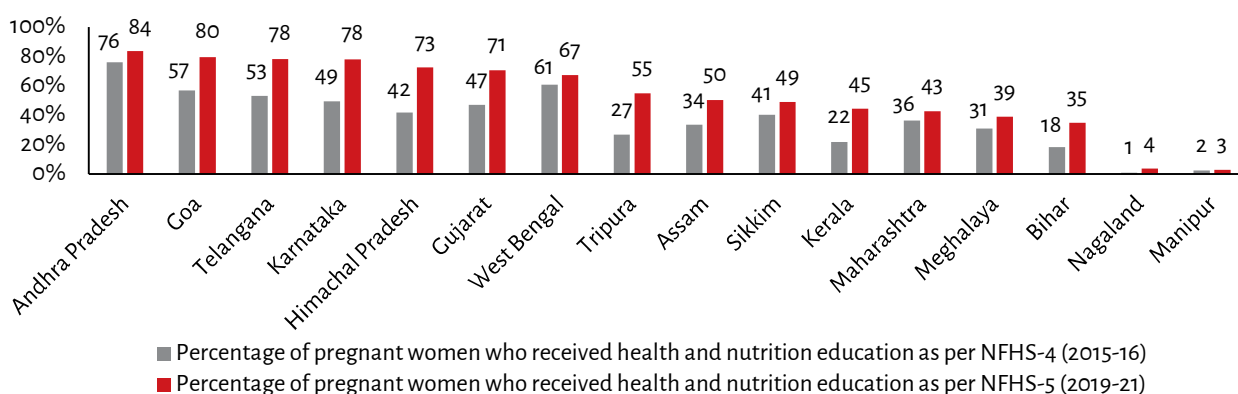
**Source:** (1) Beneficiaries in March 2020 from Lok Sabha Unstarred Question Number 2204, answered on 23 September 2020. Available online at: <http://164.100.24.220/loksabhaquestions/annex/174/AU2204.pdf>. (2) Beneficiaries in March 2021 Lok Sabha Unstarred Question Number 3068, answered on 6 August 2021. Available online at: <http://164.100.24.220/loksabhaquestions/annex/176/AU3068.pdf>. Last accessed on 12 December 2021.

- On the other hand, the number of SNP beneficiaries increased in 26 states and UTs, including Bihar (67 per cent), Mizoram (65 per cent), and Haryana (29 per cent).

## Counselling

- Counselling with the aim to improve health seeking behaviour is vital. Across NFHS-4 and NFHS-5, the percentage of pregnant women who received health and nutrition education increased. The percentage of pregnant women who received health and nutrition education differed across states. During 2019-21, this figure was highest in Andhra Pradesh (84 per cent), Goa (80 per cent), and Telangana (78 per cent), and was lowest in Bihar (35 per cent), Nagaland (4 per cent), and Manipur (3 per cent). Trends were similar for lactating women.

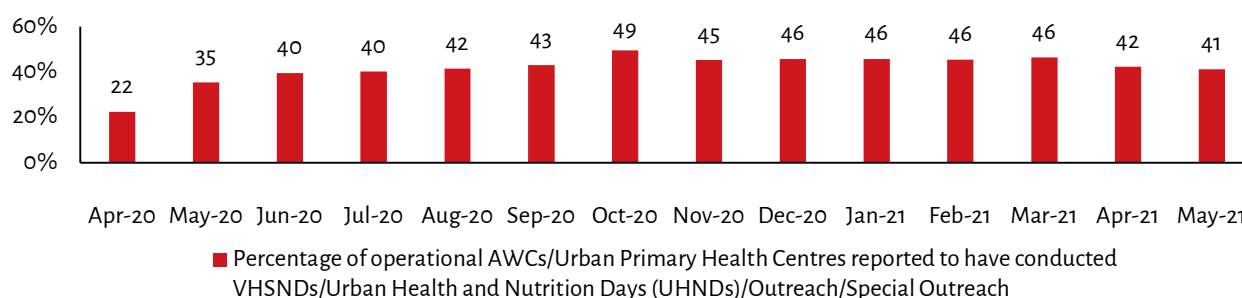
### LESS THAN 50% PREGNANT WOMEN RECEIVED HEALTH AND NUTRITION EDUCATION IN 8 STATES



Source: (1) NFHS-4 report. Available online at: <http://rchiips.org/nfhs/NFHS-4Reports/India.pdf>. (2) NFHS-5 state reports. Available online at: [http://rchiips.org/nfhs/factsheet\\_NFHS-5.shtml](http://rchiips.org/nfhs/factsheet_NFHS-5.shtml). Last accessed on 25 December 2021.

- The COVID-19 pandemic has had an impact on an important platform for counselling. Village Health, Sanitation, and Nutrition Days (VHSNDs) are held monthly at AWCs and aim to provide a range of services to beneficiaries, including immunisation, counselling, weighing, supplementary nutrition, provision of Iron and Folic Acid, Vitamin A, and Calcium tablets, etc. Data on the number of VHSNDs conducted are available from the Health Management Information System (HMIS).
- The number of VHSNDs conducted every month can be benchmarked against the number of operational AWCs. The percentage of operational AWCs which reported to have conducted a VHSND or similar outreach programme was less than 50 per cent in every month from April 2020 to May 2021. It was highest in October 2020 and was lower in April and May in both 2020 and 2021, likely due to the COVID-19 pandemic.

### LESS THAN 50% AWCs HELD VHSNDs BETWEEN APRIL 2020 AND MAY 2021



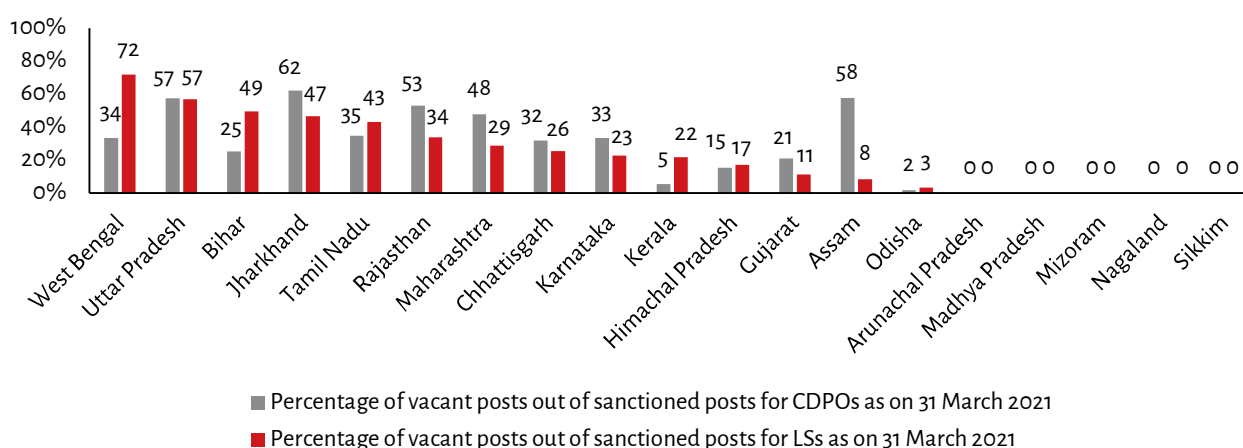
Source: (1) Number of VHSNDs held from HMIS Standard Reports. Available online at: <https://hmis.nhp.gov.in/#/>. (2) Number of operational AWCs from Lok Sabha Starred Question Number 265, answered on 6 August 2021. Available online at: <http://164.100.24.220/loksabhaquestions/annex/176/AS265.pdf>. Last accessed on 12 December 2021.

# RESOURCES

## Vacancies

- There are several sanctioned posts for Child Development Project Officers (CDPOs) and Lady Supervisors (LSs) that are vacant. This has been the case in previous years and has continued during the COVID-19 pandemic.
- The percentage of sanctioned posts that were vacant for CDPOs and LSs remained high at 28 per cent or more as on 31 March 2020, and the trend continued during and post lockdown in 2020. The percentage of vacancies for AWWs and AWHs were below 10 per cent throughout and did not vary much over time.
- As on 31 March 2021, 31 per cent of sanctioned positions for CDPOs and 33 per cent of sanctioned positions for LSs were vacant across the country. Over 50 per cent CDPO posts were vacant in Jharkhand (62 per cent), Assam (58 per cent), Uttar Pradesh (57 per cent), and Rajasthan (53 per cent).
- In addition to high CDPO vacancies, LS vacancies were high in West Bengal (72 per cent), Uttar Pradesh (57 per cent), and Bihar (49 per cent). In contrast, there were no CDPO or LS vacancies in Arunachal Pradesh, Madhya Pradesh, Mizoram, Nagaland, and Sikkim as on 31 March 2021.

### HIGH VACANCIES FOR CDPOs AND LSs ACROSS STATES



**Source:** Lok Sabha Unstarred Question Number 3068, answered on 6 August 2021. Available online at: <http://164.100.24.220/loksabhaquestions/annex/176/AU3068.pdf>. Last accessed on 12 December 2021.

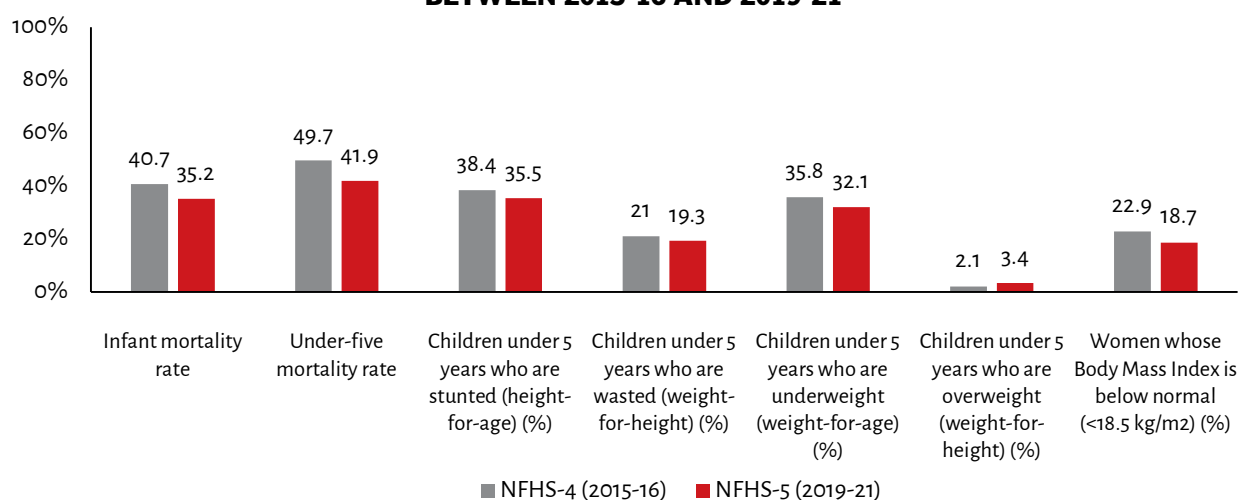
## Drinking Water and Toilets

- As on 31 March 2021, 86 per cent of operational AWCs had drinking water facilities. Among states, Arunachal Pradesh, Bihar, Chhattisgarh, and Odisha, reported that all AWCs had drinking water facilities. However, less than 70 per cent AWCs had drinking water facilities in Jharkhand (69 per cent), Karnataka (63 per cent), Manipur (60 per cent), Assam (37 per cent), and Meghalaya (32 per cent).
- The percentage of operational AWCs with toilets stood at 72 per cent as on 31 March 2021. Bihar was the only state to report that all AWCs had toilets. The percentage of operational AWCs with toilets was over 90 per cent in Himachal Pradesh (99 per cent), Kerala (98 per cent), Gujarat (96 per cent), and Uttar Pradesh (92 per cent). In contrast, this figure was below 50 per cent in Telangana (49 per cent), Manipur (45 per cent), Odisha (45 per cent), Nagaland (42 per cent), Assam (36 per cent), and Arunachal Pradesh (7 per cent).

## OUTCOMES

- A key aim of the scheme is to improve the nutritional outcomes of children. There are multiple indicators that reflect nutritional status: stunting or low height-for-age which is an indicator of long-term nutritional status; wasting or low weight-for-height which reflects in the short-term; being underweight; being overweight; and infant and child mortality rates (the number of children who die under the ages of one and five, respectively, per 1,000 live births).
- Data on malnutrition and related indicators are available for all states and UTs from NFHS-4 and NFHS-5. A comparison shows that there have been marginal improvements across all indicators mentioned above, apart from the percentage of children under five who were overweight, which increased by 1.3 per cent.

### MARGINAL IMPROVEMENTS ACROSS NUTRITION INDICATORS BETWEEN 2015-16 AND 2019-21



Source: NFHS-5 factsheets. Available online at: [http://rchiips.org/nfhs/factsheet\\_NFHS-5.shtml](http://rchiips.org/nfhs/factsheet_NFHS-5.shtml). Last accessed on 12 December 2021.

- Stunting among children under five years of age increased in 13 states and UTs. The highest increases were in Tripura, Goa, and Telangana. Similarly, wasting increased in 12 states and UTs. The highest increase was in Nagaland.